



































# K-Band Sensors

Sensor	Part number	Description	Range	Package(s)	Developer Kit(s)	I/O Cable	Connector(s)	Tech. Manual	User Manual	Software	
Stalker Stationary Speed Sensor II	200-0880-00	Base unit. See page 2 for description. Uses side connector.	.23 mi. .37 km	831-2010-00 Base* 831-2000-00 with Developer Kit**	200-1026-00	155-2360-01 RS-232 and RS-485 Power/serial data adapter		011-0131-00	011-0131-01	Dashboard 200-0972-00	
	200-0880-52	Base unit with connector moved to rear.	.23 mi. .37 km	831-2002-00 Base* 831-1000-00	200-1026-00 RS-232 and RS-485 200-1028-00 USB	155-2360-01 RS-232 and RS-485 155-2357-01 USB		011-0131-00	011-0131-01	Dashboard 200-0972-00	
	200-0880-55	Base unit with external interface replaced with a single USB 2.0 client connection.	.23 mi. .37 km	831-2100-00 Base*	200-1028-00 USB	015-0610-03 USB		011-0131-00	011-0131-01	Dashboard 200-0972-00	
	200-1004-00	OEM version of base unit.	.23 mi. .37 km	831-2200-00	N/A	155-2461-00		011-0131-00	011-0131-01	Dashboard 200-0972-00	
	200-1033-00 200-1033-10 with M12 connector	OEM version, 6 by 26 beam width for lane discrimination.	.23 mi. .37 km	831-2105-00 831-2106-00 with M12 connector	N/A	155-2461-00 155-2360-01 (M12)		011-0131-00	011-0131-01	Dashboard 200-0972-00	
Low Speed Sensor	200-0880-03	Base unit functionality, for low speed targets. Uses side connector.	.23 mi. .37 km	831-2205-00 Base* 831-2206-00 with Developer Kit**	200-1026-00	155-2360-01 RS-232 and RS-485 Power/serial data adapter		011-0131-00	011-0131-01	Dashboard 200-0972-00	
	200-0880-60	Base unit functionality, for low speed targets. Uses rear connector.	.23 mi. .37 km	831-2208-00 Base* 831-2209-00 with Developer Kit**	200-1026-00	155-2360-01 RS-232 and RS-485 Power/serial data adapter		011-0131-00	011-0131-01	Dashboard 200-0972-00	
Hump Yard (Analog) Sensor	200-1135-00	Analog output sensor. See page 3 for description. Uses side connector		831-2210-00 Base	N/A	026-0054-01 (straight)		011-0223-00	011-0223-00	Special order	
	200-1135-50	Analog output sensor. See page 3 for description. Uses rear connector		831-2211-00 Base	N/A	026-0056-01 (right angle)		011-0223-00	011-0223-00	Special order	

\* **Base Packages:** Base packages consist of a sensor, unterminated cable, software, manual, and Certificate of Accuracy.

\*\* **Packages with Developer Kits:** Packages with Developer Kits consist of sensor, Developer Kit (see page 19 for more information), tuning fork, mount, manual(s), and Certificate of Accuracy.











## K-Band Sensors (continued)

Sensor	Part number	Description	Range	Package(s)	Developer Kit(s)	I/O Cable	Connector(s)	Tech. Manual	User Manual	Software	
Stalker Traffic Statistics Sensor	200-0880-01	Traffic Statistics Base unit. See page 4 for description. Uses side connector	.23 mi. .37 km	831-2299-00 Base* 831-2300-00 with Developer Kit**	200-1026-20	155-2360-01		011-0131-00	011-0131-01 (Speed Sensor) 011-0132-00 (Traffic Sensor) 011-0146-00 (App)	Stalker Traffic Statistics App 200-0973-00 & Dashboard 200-0972-00	
	200-0880-53	Base unit with connector moved to rear.	.23 mi. .37 km	831-2298-00 Base*	200-1026-20 RS-232 and RS-485 200-1028-20 USB	155-2360-01 RS-232 and RS-485 155-2357-01 USB		011-0131-00	011-0131-01 (Speed Sensor) 011-0132-00 (Traffic Sensor) 011-0146-00 (App)	Stalker Traffic Statistics App 200-0973-00 & Dashboard 200-0972-00	
	200-1174-53	Base unit with rear connector. Includes CE certification for embedded use only.	.23 mi. .37 km	831-2296-00 Base* 831-2297-00 with Developer Kit**	200-1026-20 RS-232 and RS-485 200-1028-20 USB	155-2360-01 RS-232 and RS-485 155-2357-01 USB		011-0131-00	011-0131-01 (Speed Sensor) 011-0132-00 (Traffic Sensor) 011-0146-00 (App)	Stalker Traffic Statistics App 200-0973-00 & Dashboard 200-0972-00	
	200-0880-54	Base unit with external interface replaced with a single USB 2.0 client connection.	.23 mi. .37 km	831-2402-00 Base*	200-1028-20 USB	015-0610-03 USB		011-0131-00	011-0131-01 (Speed Sensor) 011-0132-00 (Traffic Sensor) 011-0146-00 (App)	Stalker Traffic Statistics App 200-0973-00 & Dashboard 200-0972-00	
	200-0880-56	Base unit with connections for external USB memory stick.	.23 mi. .37 km	831-2403-00 Base*	200-1026-20	155-2357-01 USB		011-0131-00	011-0131-01 (Speed Sensor) 011-0132-00 (Traffic Sensor) 011-0146-00 (App)	Stalker Traffic Statistics App 200-0973-00 & Dashboard 200-0972-00	
	200-0880-57	Base unit with connections for external USB memory stick and USB 2.0 comm port.	.23 mi. .37 km	831-2290-00 Base*	200-1026-20	155-2463-01 USB		011-0131-00	011-0131-01 (Speed Sensor) 011-0132-00 (Traffic Sensor) 011-0146-00 (App)	Stalker Traffic Statistics App 200-0973-00 & Dashboard 200-0972-00	
	200-1033-01 200-1033-11 with M12 connector	OEM version with 6 x 26 beam width for lane discrimination use.	.24 mi. .37 km	831-2405-00 831-2406-00 with M12 connector	N/A	155-2461-00 155-2360-01 (M12)		011-0131-00	011-0131-01 (Speed Sensor) 011-0132-00 (Traffic Sensor) 011-0146-00 (App)	Stalker Traffic Statistics App 200-0973-00 & Dashboard 200-0972-00	
Stalker Speed CCTV Sensor	200-0981-00	Base unit with CCTV speed overlay added.	.23 mi. .37 km	831-2501-00 Base* 831-2500-00 with Developer Kit**	200-1026-00	155-2360-01	 (X2)		011-0153-00	Dashboard 200-0972-00	

\* **Base Packages:** Base packages consist of a sensor, unterminated cable, software, manual, and Certificate of Accuracy.

\*\* **Packages with Developer Kits:** Packages with Developer Kits consist of sensor, Developer Kit (see page 19 for more information), tuning fork, mount, manual(s), and Certificate of Accuracy.

## Ka-Band Sensors

Sensor	Part number	Description	Range	Package(s)	Developer Kit(s)	I/O Cable	Connector(s)	User Manual	Software	
<b>Stalker Pro II Speed Sensor</b>	200-0853-00 RS-232 200-0854-00 RS-485	Ka-Band - Scoreboards, Tennis facilities. Directional - tracks a wide variety of objects including baseballs, vehicles, tennis balls, and hockey pucks. PC application available for configuration.	1.75 mi. 2.81 km	818-1001-00 RS-232 with Developer Kit** 818-1002-00 RS-485 with Developer Kit**	200-0863-00 RS-232 200-0864-00 RS-485	155-2223-00 RS-232 155-2239-02 RS-485		011-0116-00	Scoreboard App 200-0865-00	
<b>Stalker Traffic Speed Sensor</b>	200-0644-00	Ka-Band - For speed sensing application requiring the monitoring of target speed in a mobile environment. Direction sensing, with both moving and stationary capabilities.	1.75 mi. 2.81 km	818-2410-00 RS-232 Base* 818-2411-00 RS-232 with Developer Kit**	200-0702-00 RS-232	155-2223-00		011-0110-00	Dashboard 200-0707-00	
<b>Stalker Stationary Speed Sensor</b>	200-0644-01 RS-232 200-0679-01 RS-485  200-0644-50 RS-232 (right angle connector)	Ka-Band - For measuring speed from a fixed position - speed warning signs, traffic studies, rail crossing safety, rail yard operations.	1.75 mi. 2.81 km	818-0003-00 RS-232 Base* 818-0005-00 RS-485 Base*  818-0001-00 RS-232 with Developer Kit** 818-0000-00 RS-485 with Developer Kit**	200-0702-00 RS-232 200-0730-00 RS-485	155-2223-00 RS-232 155-2239-02 RS-485		011-0110-00	Dashboard 200-0707-00	
<b>Stalker Speedometer Sensor</b>	200-0644-02 RS-232 200-0679-00 RS-485	Ka-Band - Direction sensing (forward/reverse). Senses ground speed of the object. Use for locomotive speedometer, agricultural applications, warehouse safety, ship docking operations.	1.75 mi. 2.81 km	818-2449-00 RS-232 Base* 818-2452-00 RS-485 Base*  818-2450-00 RS-232 with Developer Kit** 818-2451-00 RS-485 with Developer Kit**	200-0702-00 RS-232 200-0730-00 RS-485	155-2223-00 RS-232 155-2239-02 RS-485		011-0110-00	Dashboard 200-0707-00	
<b>Stalker Surface Velocity Sensor</b>	200-0814-00 RS-232 200-0914-00 RS-485	Ka-Band - Tilt compensation and DSP, combined with direction sensitivity, horizontal angle adjustment, and 4 levels of sensitivity for all water flow measurement applications.		818-0007-00 RS-232 Base* 818-0008-00 RS-485 Base*  818-0004-00 RS-232 with Developer Kit** 818-0006-00 RS-485 with Developer Kit**	N/A	155-2223-00 RS-232 155-2239-02 RS-485		011-0105-00	N/A	

\* **Base Packages:** Base packages consist of a sensor, unterminated cable, software, manual, and Certificate of Accuracy.

\*\* **Packages with Developer Kits:** Packages with Developer Kits consist of sensor, Developer Kit (see page 15 for more information), tuning fork, dash mount, manual(s), and Certificate of Accuracy.